



# 7/8" BLINDS + GLASS

FOR WINDOWS AND SLIDING PATIO DOORS

## PRODUCT FEATURES

- For use in awning, casement, fixed, sliding and bay windows; and sliding patio doors
- Choice of left or right-hand EasyGlide Operator/Ergo Track location
- Easy to maintain, simply clean with soap and water, or high quality window cleaner
- 10-year full warranty
- Blinds certified safe for children and pets with no exposed cords



SIZES	
IG Thickness	7/8"
Height Range	18" to 80"
Width Range	8" to 48"
Size Increments	1/16" (height & width)
Max IG size	Annealed glass: Up to 15 sq. ft. Tempered glass: Up to 18 sq. ft., no more than 36" in one direction

Please refer to charts located on the right for custom size options.

LOW-E OPTIONS	
Single	270, 272, 340 and 366
Dual	189/270, 189/272, 189/340, & 189/366

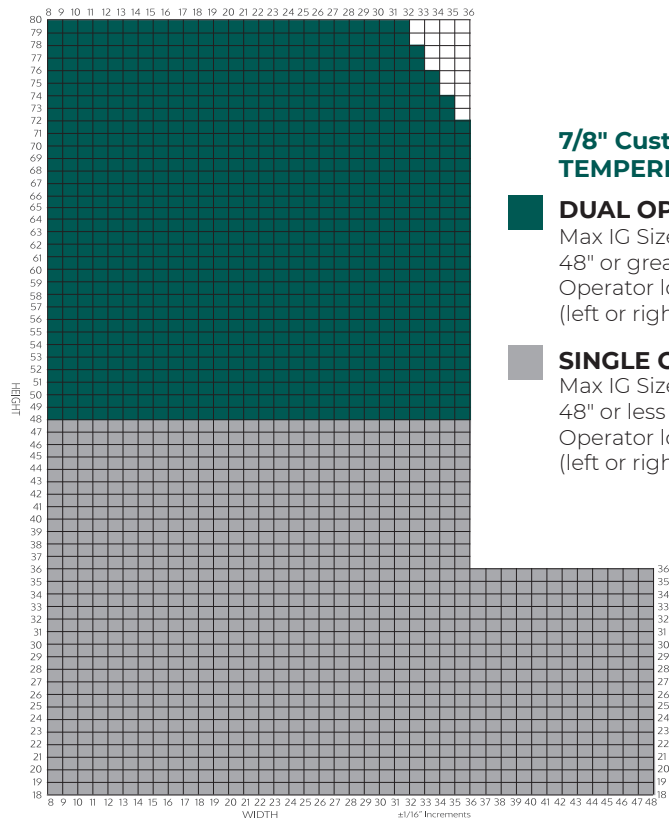
GLASS TINT OPTIONS	
Solar Gray	Solar Bronze

## FINISH OPTIONS

Blind slats, operators, operator track and decorative cover caps are available in six different colors

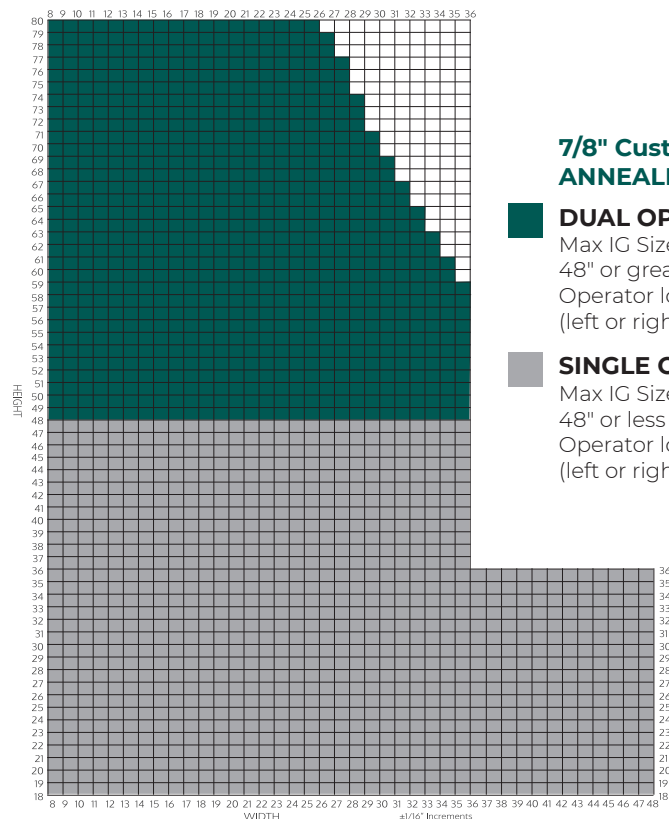


## CUSTOM SIZE OPTIONS



### 7/8" Custom TEMPERED

- **DUAL OPERATOR**  
Max IG Size: 18 sq. ft.  
48" or greater in height  
Operator location  
(left or right)
- **SINGLE OPERATOR**  
Max IG Size: 12 sq. ft.  
48" or less in height  
Operator location  
(left or right)



### 7/8" Custom ANNEALED

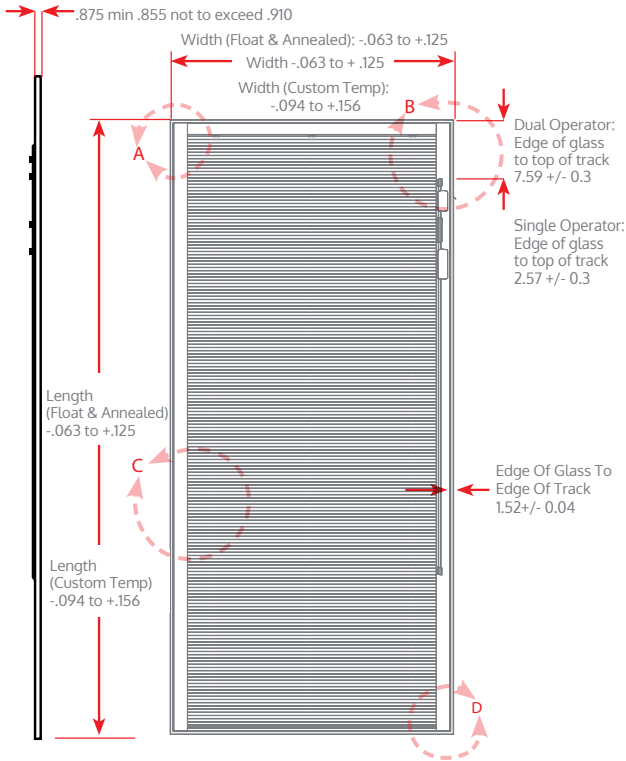
- **DUAL OPERATOR**  
Max IG Size: 15 sq. ft.  
48" or greater in height  
Operator location  
(left or right)
- **SINGLE OPERATOR**  
Max IG Size: 12 sq. ft.  
48" or less in height  
Operator location  
(left or right)



# 7/8" BLINDS + GLASS

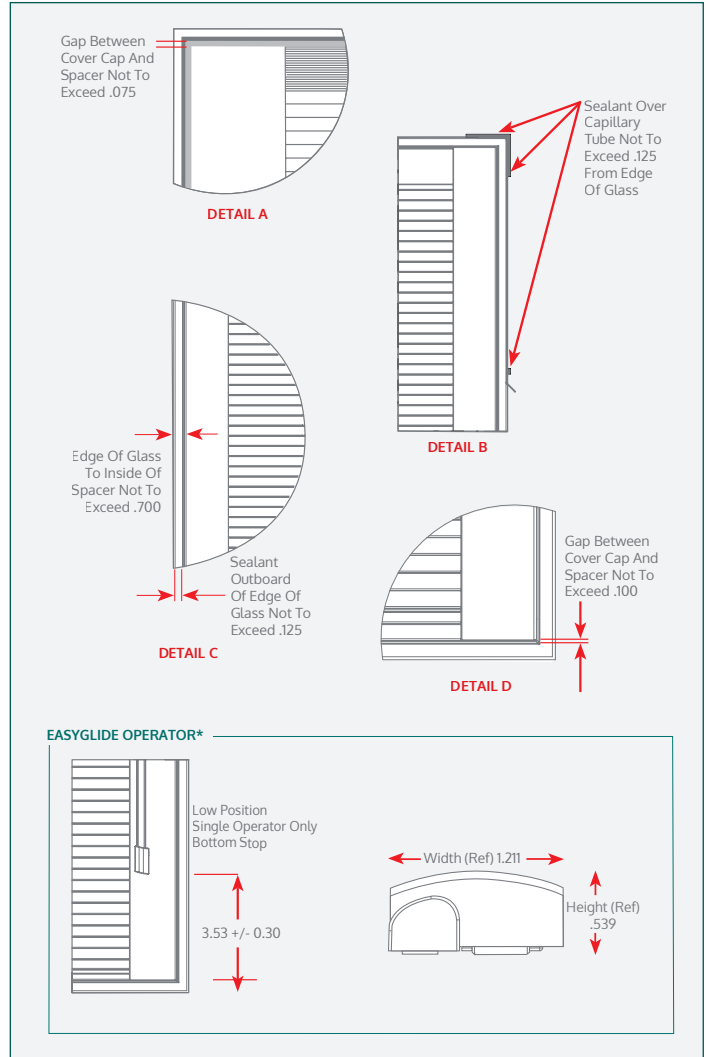
FOR WINDOWS AND SLIDING PATIO DOORS

## TECHNICAL DRAWINGS & SPECIFICATIONS



OPERATION	
<b>Blind Function</b>	Raise, Lower, and Tilt
<b>EasyGlide Operator</b>	Clear Overmold/Two Shot
<b>Single Operator</b>	48" or less in height
<b>Dual Operator</b>	48" or greater in height
<b>Capillary Tube</b>	Do not block, crush or cut
<b>Operator Hand</b>	Left or right
<b>Operator Position</b>	High or low (single operator only above 30" in height)

CODE OF COMPLIANCE	
<b>IGCC (seal)</b>	ASTM E2190 seal certification
<b>ANSI (glass)</b>	ANSI Z97.1 safety glazing (Applies to tempered glass only)
<b>ASTM (glass)</b>	ASTM C1036-16 (annealed) & C1048-12 (tempered)
<b>ANSI (safety)</b>	ANSI / WCMA A100.1-2018
<b>ENERGY STAR®</b>	Will help your window achieve ENERGY STAR® performance when select Low-E glass is employed
<b>NFRC</b>	CAD available for simulations



MATERIALS	
<b>Spacer</b>	Intercept®, tin plated steel
<b>Glass (Standard or Low-E)</b>	1/8" annealed or 1/8" tempered safety glass
<b>Single Low-E</b>	2nd surface soft coat (270, 272, 340, 366)
<b>Dual Low-E</b>	4th surface hard coat Low-E (I89)
<b>Glass Tint</b>	Solar Gray or Solar Bronze: glass panel 1
<b>Blind Slat</b>	10 mm wide aluminum UV stabilized coating
<b>Sealant</b>	Dual seal equivalent
<b>Desiccant</b>	Desiccant matrix (moisture & chemical management)
<b>Decorative Cover Caps</b>	UV stabilized, heat tolerant polymer